

NAME OF SHOW: **SHOW NAME / SHOW DATE** _____

COMPANY NAME: _____ BOOTH #: _____

CONTACT NAME: _____ PHONE #: _____

E-MAIL ADDRESS: _____

For fast, easy ordering, go to www.freeman.com/store.

ELECTRICAL

ELECTRICAL OUTLETS (Increase 25% for 24 Hour Service)

Power includes delivery of the service to one location at the rear of the booth in peninsula and inline booths. Please see the Electrical Labor order form for rates and instructions if you require outlets in other locations, have lights or electrical items to hang or erect, have orders for power of 208v or higher, or have other electrical requirements.

	Quantity Show (For Show Hours Only)	Quantity 24 Hr. (For 24 hrs/day Add 25%)	Discount Price	Standard Price	TOTAL
120 VOLT					
1000 Watts (10 amps)	_____	_____	158.75	238.15	= \$ _____
2000 Watts (20 amps)	_____	_____	222.50	333.75	= \$ _____
208 VOLT SINGLE PHASE					
20 Amps	_____	_____	400.75	601.15	= \$ _____
30 Amps	_____	_____	437.50	656.65	= \$ _____
60 Amps	_____	_____	668.50	1,002.75	= \$ _____
100 Amps	_____	_____	865.25	1,297.90	= \$ _____
200 Amps	_____	_____	1,277.25	1,915.90	= \$ _____
208 VOLT THREE PHASE					
20 Amps	_____	_____	473.00	709.50	= \$ _____
30 Amps	_____	_____	598.50	897.75	= \$ _____
60 Amps	_____	_____	962.25	1,443.40	= \$ _____
100 Amps	_____	_____	1,339.00	2,008.50	= \$ _____
200 Amps	_____	_____	2,187.75	3,281.65	= \$ _____
400 Amps	_____	_____	3,381.50	5,072.50	= \$ _____
240 VOLT SINGLE PHASE					
20 Amps	_____	_____	469.75	704.65	= \$ _____
30 Amps	_____	_____	544.00	816.00	= \$ _____
60 Amps	_____	_____	668.50	1,002.75	= \$ _____
480 VOLT THREE PHASE					
30 Amps	_____	_____	823.00	1,234.50	= \$ _____
60 Amps	_____	_____	1,076.50	1,614.75	= \$ _____
100 Amps	_____	_____	1,893.25	2,839.90	= \$ _____
EUROPEAN 230 VOLT SINGLE PHASE					
20 Amps	_____	_____	512.00	768.00	= \$ _____
30 Amps	_____	_____	645.00	967.50	= \$ _____
60 Amps	_____	_____	1,029.00	1,543.50	= \$ _____
EUROPEAN 380 VOLT THREE PHASE					
30 Amps	_____	_____	704.75	1,057.15	= \$ _____
60 Amps	_____	_____	1,112.50	1,668.75	= \$ _____
100 Amps	_____	_____	1,590.50	2,385.75	= \$ _____
200 Amps	_____	_____	3,198.25	4,797.40	= \$ _____

LIGHTING

1000 Watt Par Overhead * _____ 774.00 1,162.15 = \$ _____

* Does not include labor and equipment to install and first focus.

ADDITIONAL INFORMATION

FOR ADVANCE PAYMENT PRICE

Your order with full payment along with a floor plan indicating main power location and distribution points, if applicable, must be received prior to **LATE DATE**.

MULTIPLE OUTLET LOCATIONS / ISLAND BOOTHS

A scaled floor plan is required for orders with multiple outlet locations and/or island booths. Detailed examples are provided on the following page. If a power location or main drop in an island booth is not provided prior to show move-in, a location will be determined by Freeman in order to maintain delivery schedules. Relocation of the service will be charged on a time and material basis.

ISLAND BOOTHS

For island booths with no labor ordered, there is a 1/2 hour minimum installation charge and a 1/2 hour minimum dismantle charge.

INLINE AND PENINSULA BOOTHS

Power will be placed in the back of the booth unless otherwise specified.

24 HOUR SERVICES

If an uninterrupted power supply is required for the full duration of the show, please order 24 hour power. Electricity is turned on 30 minutes prior to show opening and turned off 30 minutes after show closes on show days. Power will be turned off immediately after final show closing. If you require power outside actual show hours, special arrangements should be made in advance. Additional charges may apply.

SEPARATE OUTLETS

Separate outlets should be ordered for each piece of equipment and/or each power location.

HIGH VOLTAGE OUTLETS

All high voltage outlets will require labor and materials (208v, 220v, 240v, 480v, E230v, E380v).

OVERHEAD POWER

If you require your power from overhead, additional materials and labor may be incurred. Please contact Freeman.

110V OUTLETS

Use of 110v wall outlets in the exhibit halls is prohibited.

CARPET INSTALLATION

All power distribution will be de-energized prior to carpet installation and re-energized after carpet is installed.

TOTAL COST

Total Cost = \$ _____

Applicable taxes will be applied to your order and invoiced accordingly based on specific venue jurisdiction but may also be based on the jurisdiction of where services are performed or your headquarters.

ELECTRICAL INSTRUCTIONS

HOW TO DETERMINE ELECTRICAL REQUIREMENTS

For Equipment

All electrical equipment is stamped or labeled with electrical ratings usually found on the back or bottom of the equipment. Verify voltage and either amperage or wattage from the information provided. Standard office and household items operate on 110/120 volt power. Machinery and equipment typically require 208 or 480 volt power.


For Lighting

Verify the wattage of the bulbs in the lights and multiply by the number of bulbs/lights.

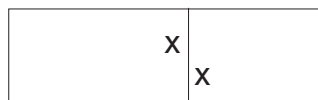
LOCATION OF POWER IN YOUR BOOTH

In-Line and Peninsula Booths

Power will be installed in one location, typically on the floor somewhere along the back of the booth, as indicated in the following diagrams: (We cannot guarantee that the outlet will be specifically located in the middle.)



IN-LINE BOOTHS / PENINSULA

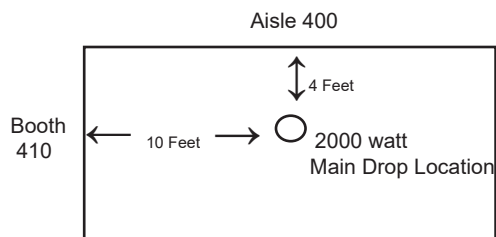


BACK TO BACK PENINSULA

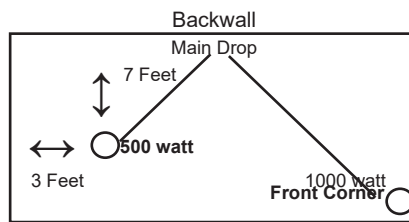
If power is required in locations other than indicated above, secondary distribution will be required and billed on a time and material basis. Please complete and submit an Electrical Labor Order Form with your power order, along with a floor plan as described below.

Island Booths/Multiple Outlets

Floor plans are always required for Island Booths and orders for multiple outlet locations. The floor plan must indicate booth dimensions, surrounding booth numbers for orientation within the facility, each outlet location, required wattage or amperage and location for main drop. If power location in an island booth is not provided prior to show move-in, a location will be determined by Freeman in order to maintain delivery schedules. Relocation of the service will be charged on a time and material basis. See examples below: A grid is available at www.freeman.com/store to print as a base layout.



Island Booth with one outlet



10 X 20 Booth with multiple outlets
Labor Required

OTHER:

1. Labor is required for any and all electrical work over and above the installation of the main power drop. Please see the Electrical Labor form for complete details. Please complete the labor order form.
2. Dismantle labor will be automatically charged at 50% of the installation time and rounded to the next half hour.
3. All material and equipment provided by Freeman is for rental purposes only and remains the property of Freeman. All equipment will be removed at the close of the show by Freeman.
4. All equipment regardless of power source, must comply with Federal, State and local codes as well as any applicable local recognized electrical authorities and standards. Freeman reserves the right to inspect all electrical devices and connections to ensure compliance with all codes and proper permitting. Freeman is required to refuse connections where the exhibitor wiring is not in accordance with local electrical code and permitting.
5. Standard wall and other permanent building utility outlets or sockets are not part of booth space and may not be used by exhibitors unless electrical services have been ordered.
6. Exhibitors' equipment will be modified to conform to Freeman receptacles. If an outage is the result of an exhibitors' equipment, then a labor charge may be assessed. Labor and materials to install or change a cord cap or fix an outage will be billed on a time and material basis.
7. Exhibitors with hardwall displays must arrange for power to be installed inside the booth or provide access.
8. Power sharing is not permitted between exhibitors.
9. Exhibitors using outlets without an order will be charged the Standard Price.